

PRESENTATION I

COVID-19

**BEAUTIFUL
INFORMATION**

THE COVID-19 CHALLENGE

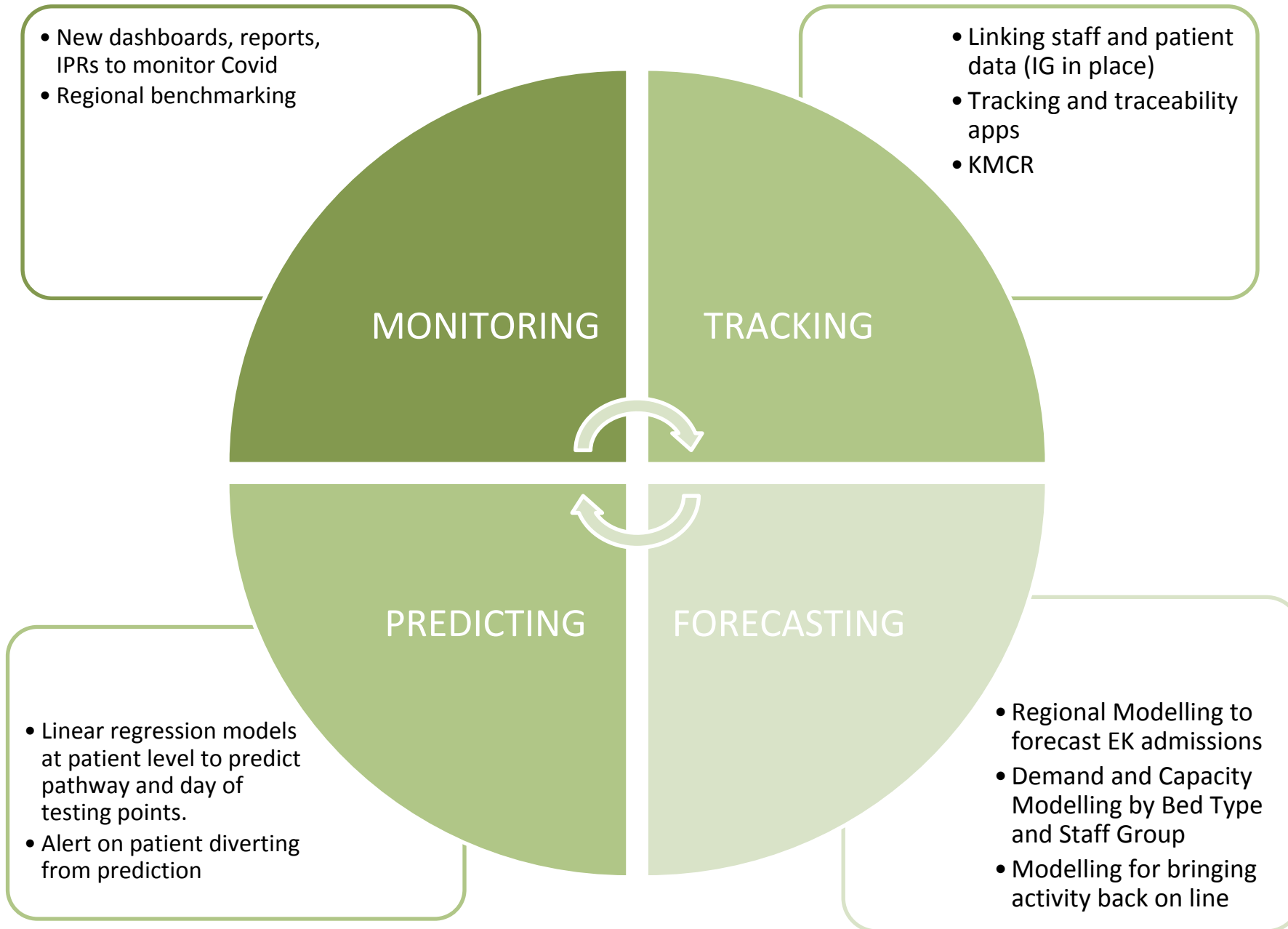
The entire health system
needs real-time
information to monitor,
track, plan and predict

East Kent hospitals need
urgent informatics
solutions



OUR RESPONSE

COVID-19



OUR SOLUTIONS

COVID-19

COVID-19 PERFORMANCE DASHBOARDS

We adapted to take real-time feeds from multiple sources, and deliver to all platforms from mobile devices to big screens.

Quick to implement, flexible, easy to use, accessible by anybody, anywhere, anytime



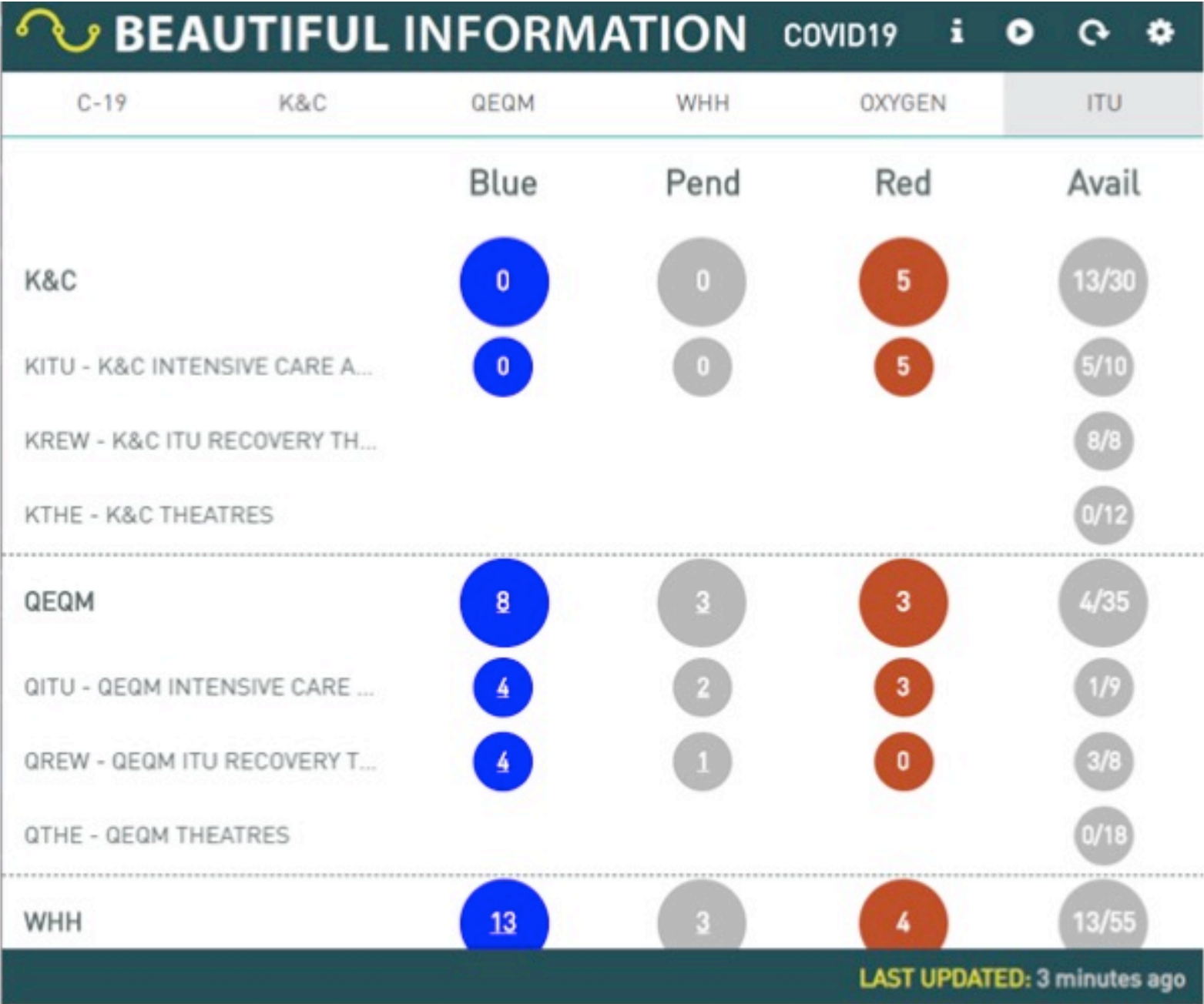
COVID-19 PERFORMANCE DASHBOARDS

Key operational metrics to
help all clinicians and
managers make decisions



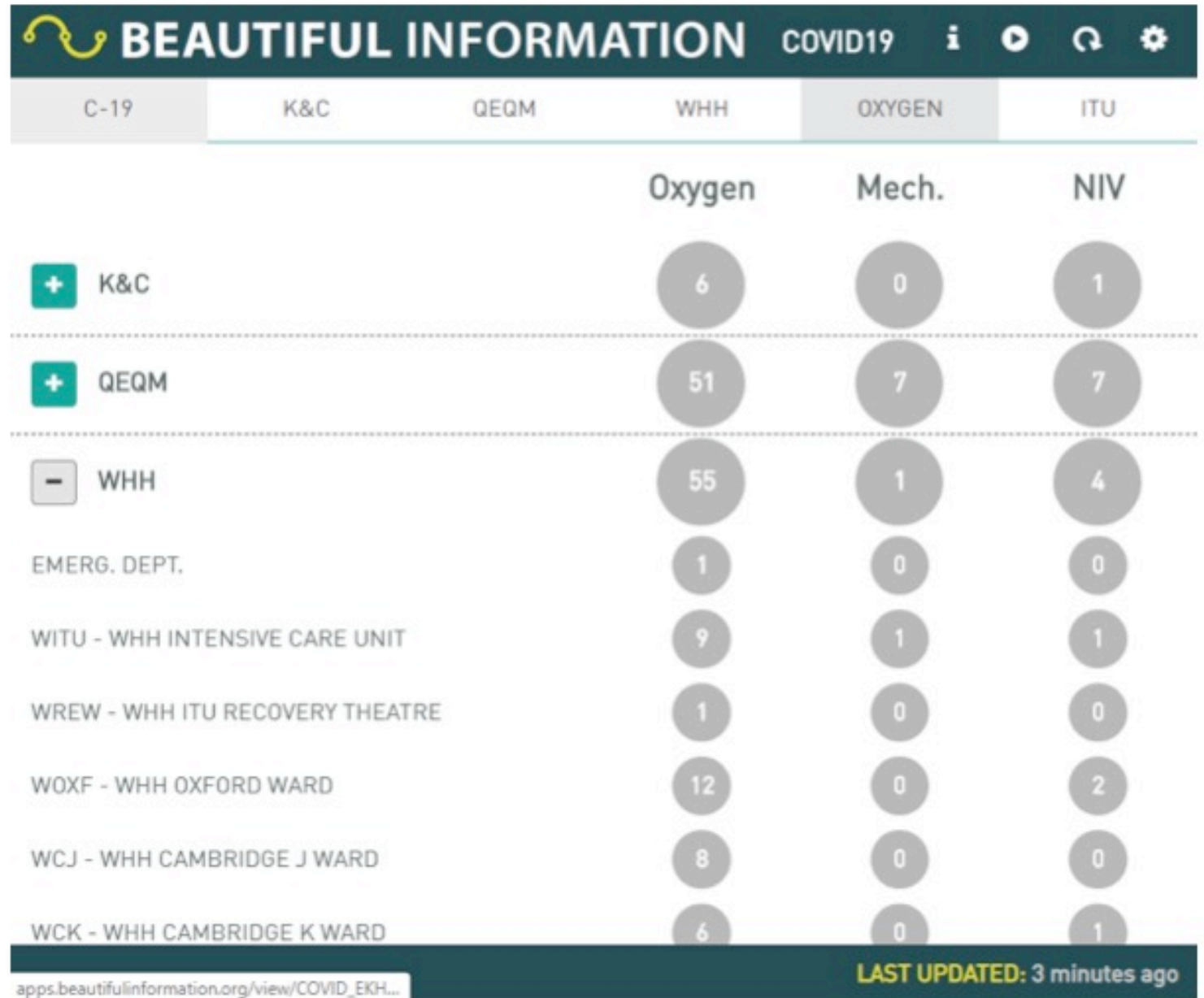
COVID-19 PERFORMANCE DASHBOARDS

Operational overview across
multiple sites with at-a-glance
status



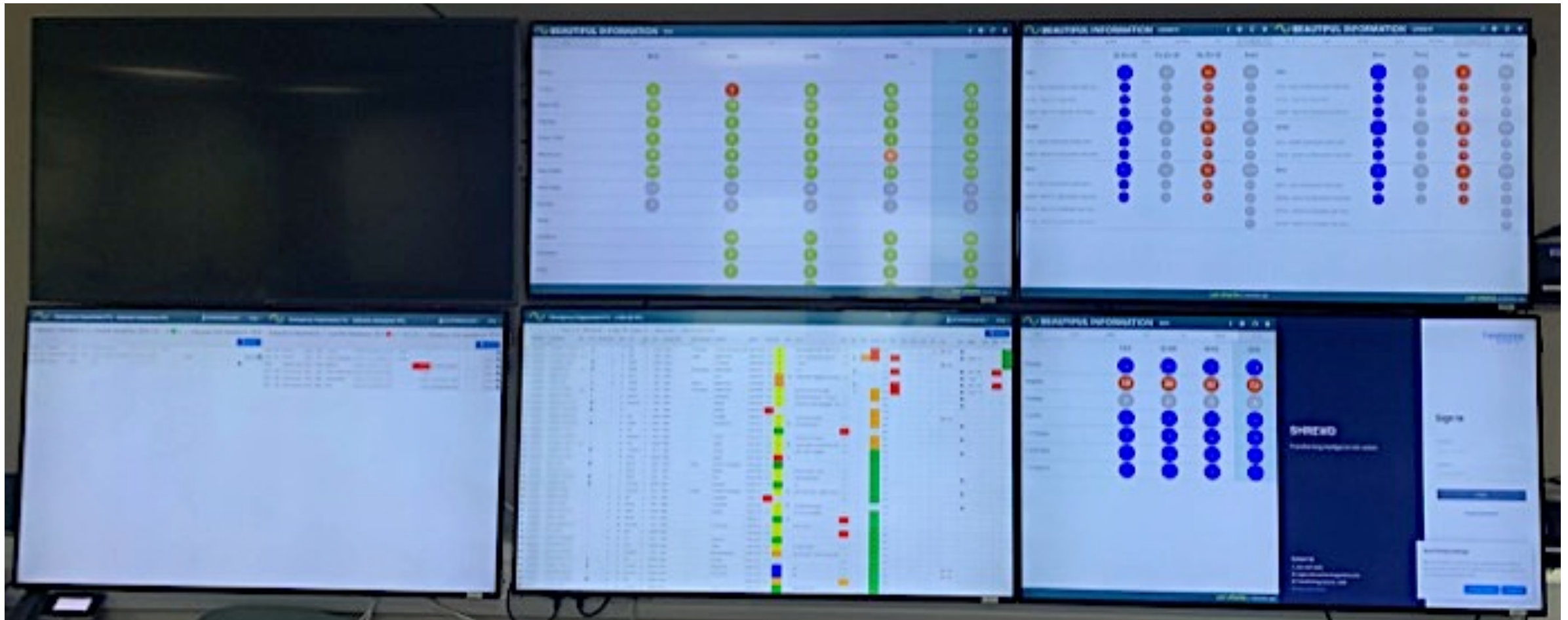
COVID-19 PERFORMANCE DASHBOARDS

Operational overview across
multiple sites with at-a-glance
status



COVID-19 OPERATIONAL CONTROL

Management suite HQ screens



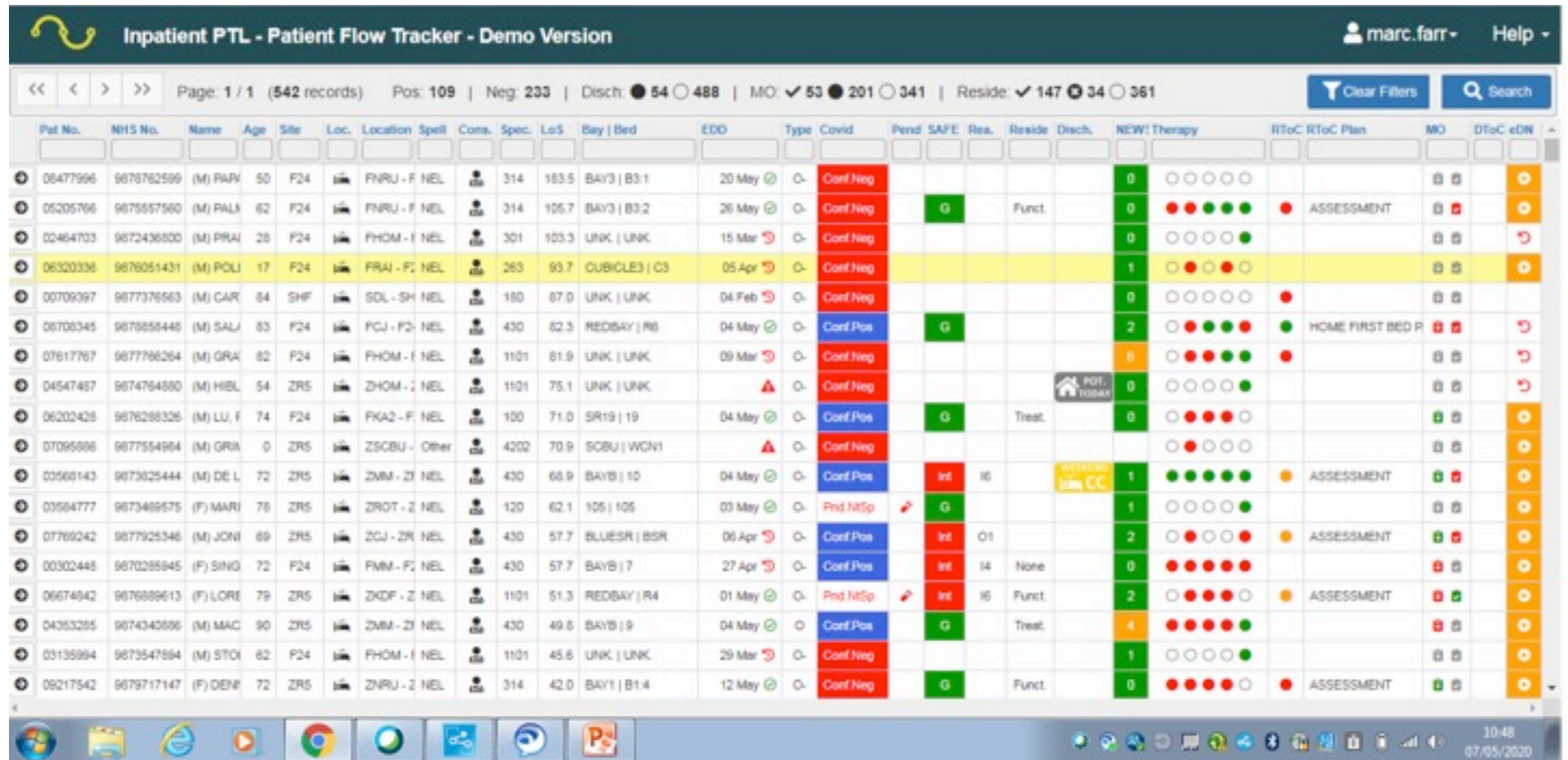
COVID-19 OPERATIONAL CONTROL CENTRE

Hospital ops HQ screens



COVID-19 PATIENT TRACKING

We adapted real-time, web-based patient tracking lists so COVID-19 patients are visible and tracked



Pat No.	NHS No.	Name	Age	Site	Loc.	Location	Spell	Cons.	Spec.	LoS	Bay Bed	EDD	Type	Covid	Pend	SAFE	Rea.	Reside	Disch.	NEW! Therapy	RToC	RToC Plan	MO	DTtoC eDN
08477996	9878762599	(M) PAV	50	F24	FNRU - F	NEL	314	183.5	BAY3 B3:1	20 May	Q-	Conf Neg								0				
05205766	9875557560	(M) PAL	62	F24	FNRU - F	NEL	314	106.7	BAY3 B3:2	26 May	Q-	Conf Neg								0				
02464703	9872436800	(M) PRA	26	F24	PHOM - F	NEL	301	103.3	UNK UNK	15 Mar	Q-	Conf Neg								0				
06320336	9876051431	(M) POL	17	F24	FRAI - F	NEL	263	93.7	CUBICLE3 C3	05 Apr	Q-	Conf Neg								1				
00709397	9877376563	(M) CAR	84	SHF	SDL - SH	NEL	180	67.0	UNK UNK	04 Feb	Q-	Conf Neg								0				
06708345	9878858448	(M) SAL	63	F24	FCJ - F	NEL	430	82.3	REDBAY R6	04 May	Q-	Conf Pos								2				
07617767	9877766264	(M) GRA	62	F24	PHOM - F	NEL	1101	81.9	UNK UNK	09 Mar	Q-	Conf Neg								0				
04547487	9874764880	(M) HBL	54	ZR5	ZHOM - Z	NEL	1101	75.1	UNK UNK			Conf Neg								0				
06202426	9876286326	(M) LU, F	74	F24	FKA2 - F	NEL	100	71.0	SR19 19	04 May	Q-	Conf Pos								0				
07095686	9877554864	(M) GRIN	0	ZR5	ZSCBU - Other		4202	70.9	SCBU WCN1			Conf Neg												
03568143	9873825444	(M) DE L	72	ZR5	ZMM - Z	NEL	430	66.9	BAY5 10	04 May	Q-	Conf Pos								1				
03564777	9873489575	(F) MARI	78	ZR5	ZROT - Z	NEL	120	62.1	105 105	03 May	Q-	Pnd NtSp								1				
07769242	9877925346	(M) JONI	69	ZR5	ZCJ - Z	NEL	430	57.7	BLUESR BSR	06 Apr	Q-	Conf Pos								2				
00302448	9870285845	(F) SING	72	F24	FMM - F	NEL	430	57.7	BAY5 7	27 Apr	Q-	Conf Pos								0				
06674842	9876889613	(F) LORE	79	ZR5	ZKDF - Z	NEL	1101	51.3	REDBAY R4	01 May	Q-	Pnd NtSp								2				
04353285	9874340886	(M) MAC	90	ZR5	ZMM - Z	NEL	430	49.6	BAY5 9	04 May	Q-	Conf Pos								4				
03135994	9873547884	(M) STO	62	F24	PHOM - F	NEL	1101	45.6	UNK UNK	29 Mar	Q-	Conf Neg								1				
08217542	9879717147	(F) DEN	72	ZR5	ZNRU - Z	NEL	314	42.0	BAY1 B1:4	12 May	Q-	Conf Neg								0				

COVID-19 PATIENT TRACKING

Confirmed
COVID-19
patients are
clearly
recorded

Inpatient PTL - Covid-19 Tracker - Demo Version																	marc.farr - Help	
In-Hosp: 539 Positive: 109 Negative: 301 Pending: 129 ITU: 19 Oxygen: 91 Niv: 4 Mech. Vent.: 12																	Clear Filters	Search
Pat No.	NHS No.	Name	Age	Site	Loc.	Location	Source	Pathway Status	Last Result	Pos.	ITU	Sat.	O2	Vent.	Comobid.	Dis.	Discharge	Rem.
									dd/mm/yyyy								dd/mm/yyyy	
06375220	9676509222	(M) VILLIER	81	SHF	SHF	SCM1 - SHF	Spells	CONFIRMED POSITIVE	29.04.2020 16:35	99%								
06052213	9676226614	(M) CUMMIS	79	F24	F24	FCL - F24 C	Spells	CONFIRMED POSITIVE	29.04.2020 16:35	94%								
06764478	9679496670	(F) KOVALE	81	F24	F24	POK - F24 C	Spells	CONFIRMED POSITIVE	29.04.2020 16:27	96%								
06075908	9676573802	(M) HABIB	84	F24	F24	POK - F24 C	Spells	CONFIRMED POSITIVE	29.04.2020 16:26	95%								
06202426	9676266326	(M) LU, PHIL	74	F24	F24	PKA2 - F24 I	Spells	CONFIRMED POSITIVE	29.04.2020 16:25	97%					Count: 1 (Score: 4)			
06543502	9676318101	(M) TRIBAL	83	SHF	SHF	SCJ - SHF C	Spells	CONFIRMED POSITIVE	29.04.2020 16:25	73%					Count: 1 (Score: 3)			
00915731	9670509636	(M) RAINES	92	SHF	SHF	SKA2 - SHF	Spells	CONFIRMED POSITIVE	29.04.2020 16:24	97%					Count: 2 (Score: 16)			
05726427	9675873322	(M) DUBAKO	47	F24	F24	FSTM - F24	Spells	CONFIRMED POSITIVE	29.04.2020 16:02	96%					Count: 4 (Score: 18)			
06561937	9676164937	(M) WEISS	66	F24	F24	PMARL - F2	Spells	CONFIRMED POSITIVE	29.04.2020 16:01	96%					Count: 1 (Score: 10)			
00561934	9670134236	(M) NAVYEE	92	F24	F24	PKOM - F24	Spells	CONFIRMED POSITIVE	29.04.2020 16:00	96%								
02660236	9672077134	(F) BOWDEN	78	F24	F24	PKC1 - F24 I	Spells	CONFIRMED POSITIVE	29.04.2020 15:59	96%					Count: 1 (Score: 3)			
05360107	9673196067	(M) ALMEIDA	70	F24	F24	FITU - F24 I	Spells	CONFIRMED POSITIVE	29.04.2020 12:23	95%				Mech.				
05994949	9675491144	(M) EMERSON	69	F24	F24	PKC1 - F24 I	Spells	CONFIRMED POSITIVE	29.04.2020 11:39	96%					Count: 4 (Score: 38)			
02581136	9672179631	(F) FARRON	75	SHF	SHF	SCL - SHF C	Spells	CONFIRMED POSITIVE	29.04.2020 11:36	96%					Count: 2 (Score: 17)			
04626322	9674623826	(M) AARIS, OI	52	F24	F24	PHOM - F24	Spells	CONFIRMED POSITIVE	29.04.2020 11:34	96%					Count: 2 (Score: 4)			
00605535	9670557635	(M) LINLEY	74	F24	F24	POM1 - F24	Spells	CONFIRMED POSITIVE	29.04.2020 11:32	92%					Count: 3 (Score: 28)			
02064442	9672411441	(M) BELKIN	70	F24	F24	PMARL - F2	Spells	CONFIRMED POSITIVE	28.04.2020 19:51	96%					Count: 3 (Score: 34)			
00932216	9670264417	(M) WOODS	33	F24	F24	PKC1 - F24 I	Spells	CONFIRMED POSITIVE	28.04.2020 19:51	96%								

COVID-19 PATIENT TRACKING

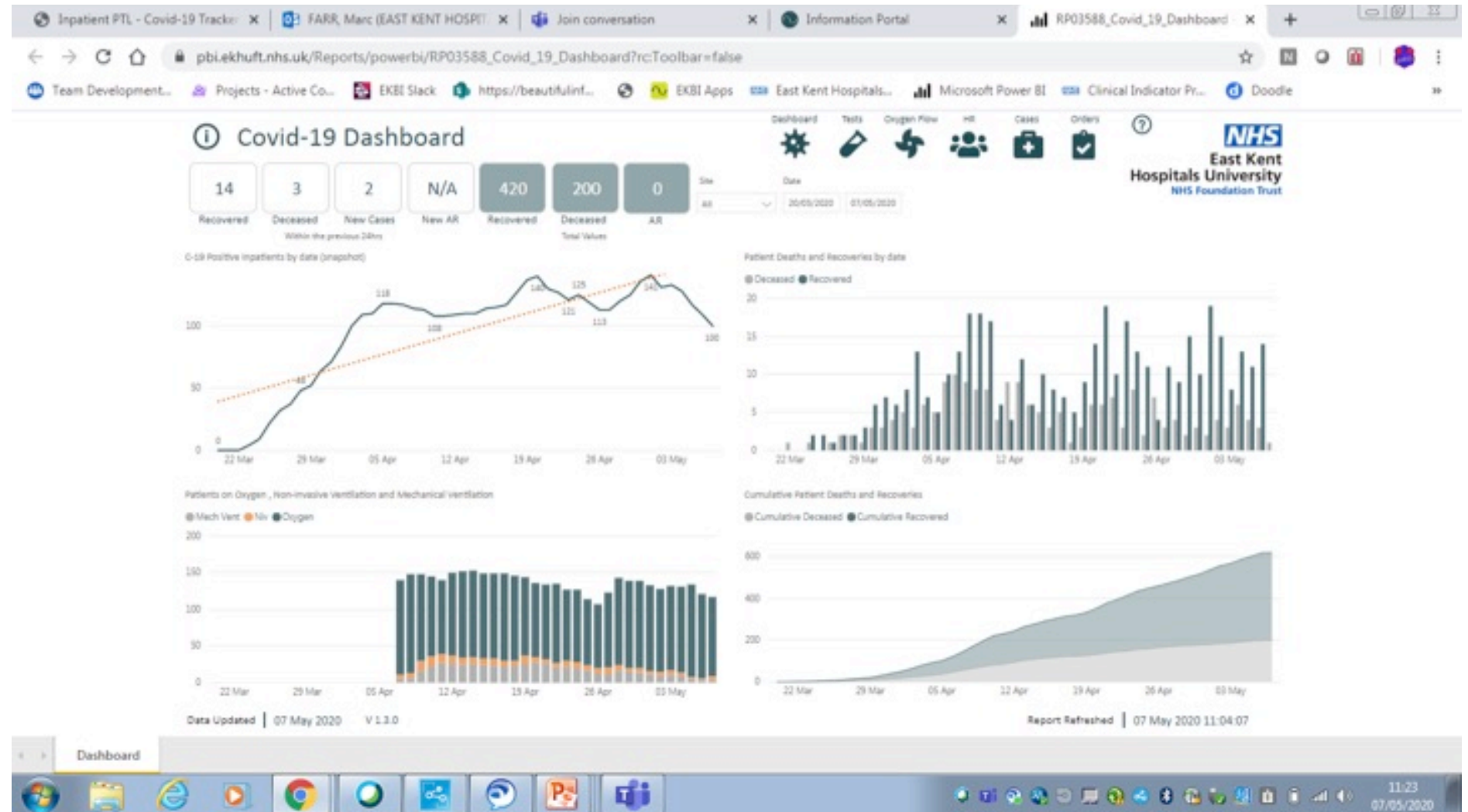
Digital ward
board patient
tracking

Icons added for
Covid-19
patients

Digital Whiteboards - BARTHOLOMEW							richard.lewins -	
WBAR_REDBAY_1 EMPTY EMPTY	WBAR_REDBAY_2 6.3 ALHO 30 Apr 11 D A K20 PT OT MAC19	WBAR_REDBAY_3 3.2 ALHO 02 May 11 V D K20 MAC19	WBAR_REDBAY_4 0.9 INAY 01 May 10 V D K20 MAC19	WBAR_REDBAY_5 2.1 ALHO 01 May 12 V D K20 MAC19	WBAR_REDBAY_6 3.3 TANW 30 Apr 10 V D K20 MAC19	WBAR_REDBAY_7 6.8 BUDZ 30 Apr 10 V D K20 MAC19	<div>                                     </div>	

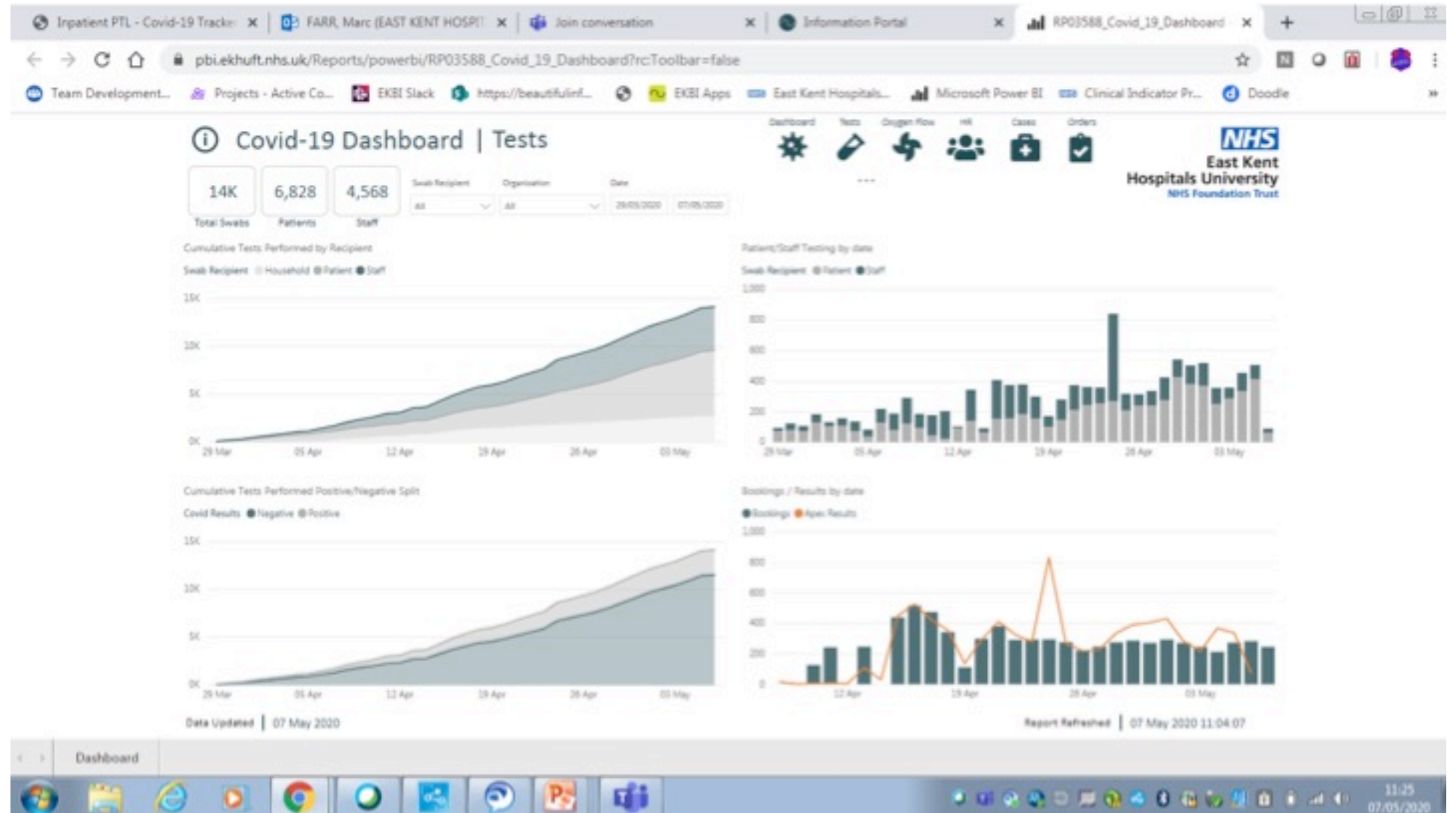
COVID-19 ANALYTICS

Power BI
examples of
data analysis



COVID-19 ANALYTICS

Power BI
examples of
testing data
analysis



The BEAUTIFUL INFORMATION approach



Take data from
multiple clinical and
admin systems



Create an intuitive
dashboard with the
most useful, actionable
information



A single source of truth
for all from staff nurse
to Chief Executive



Available to community
and primary through to
secondary and regional

Contact Paul Clark at
paul.clark@beautifulinformation.org
or 07788 526789